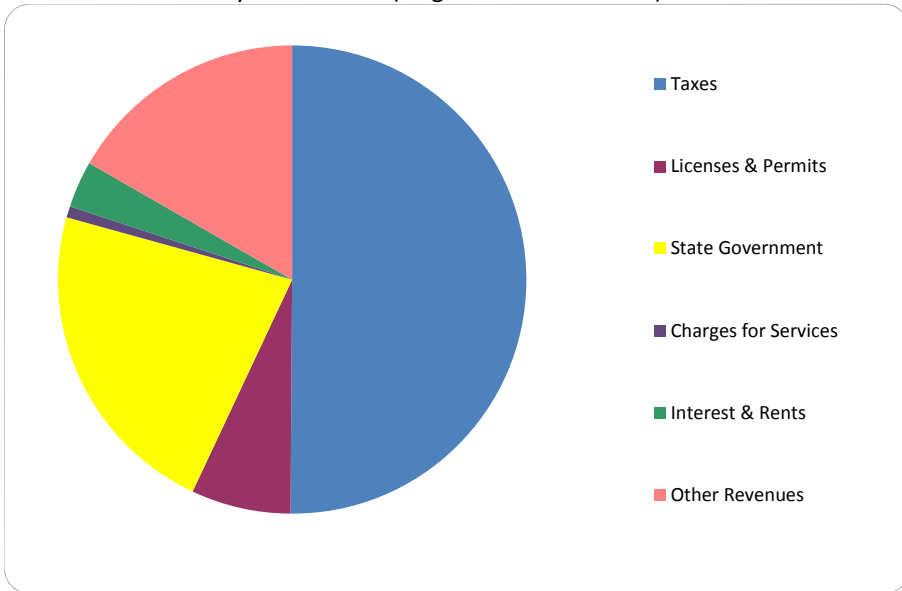


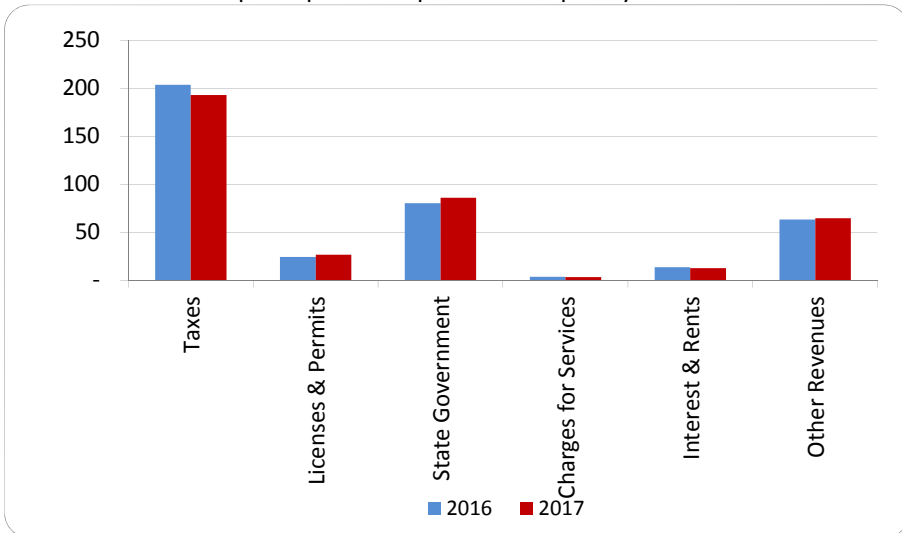
1. Where our money comes from (all governmental funds)



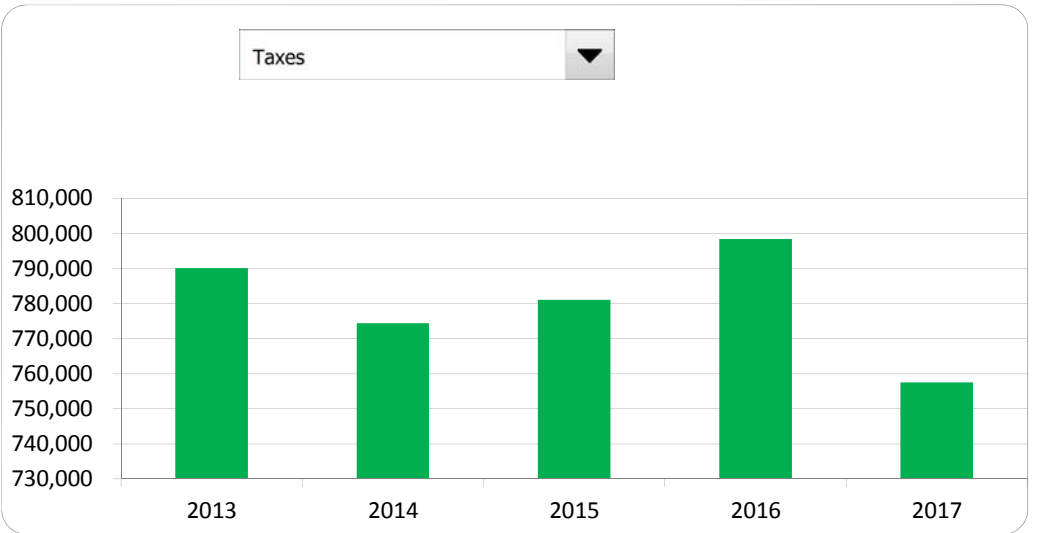
2. Compared to the prior year

	2016	2017	% change
Taxes	\$ 798,450	\$ 757,537	-5.12%
Licenses & Permits	94,544	103,953	9.95%
Federal Government	-	-	N/A
State Government	314,281	336,939	7.21%
Local Contributions	-	-	N/A
Charges for Services	13,872	11,704	-15.63%
Fines & Forfeitures	-	-	N/A
Interest & Rents	52,468	48,454	-7.65%
Other Revenues	247,360	252,718	2.17%
<b>Total Revenues</b>	<b>\$ 1,520,975</b>	<b>\$ 1,511,305</b>	<b>-0.64%</b>

3. Revenue sources per capita - compared to the prior year



4. Historical trends of individual sources



Commentary:

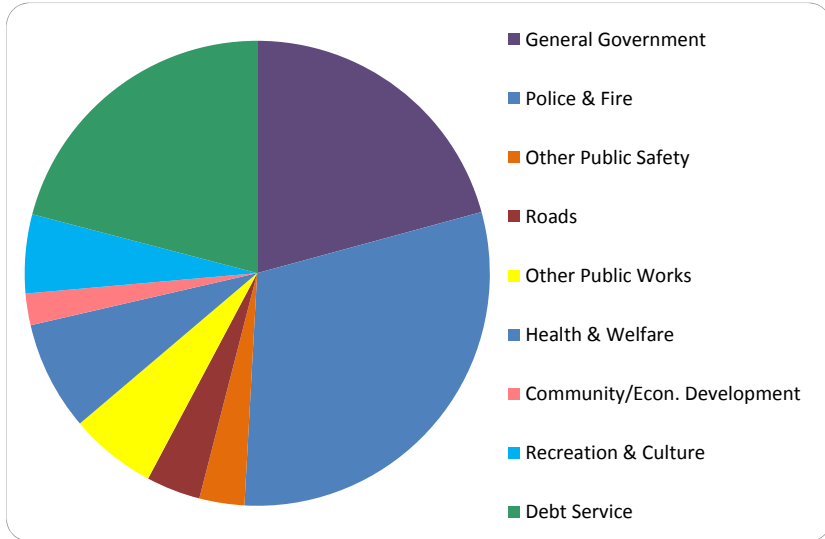
For more information on our unit's finances, contact Ross Stein, Supervisor at 269-637-3305.

**CITIZEN'S GUIDE TO LOCAL UNIT FINANCES - Charter Township of South Haven (80-1-170)**

**EXPENDITURES**

1. Where we spend our money (all governmental funds)

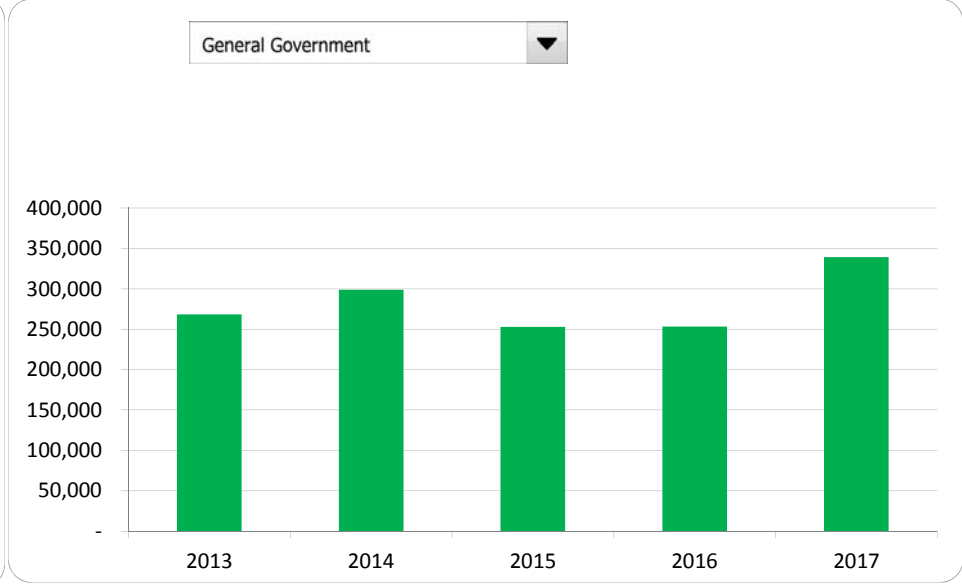
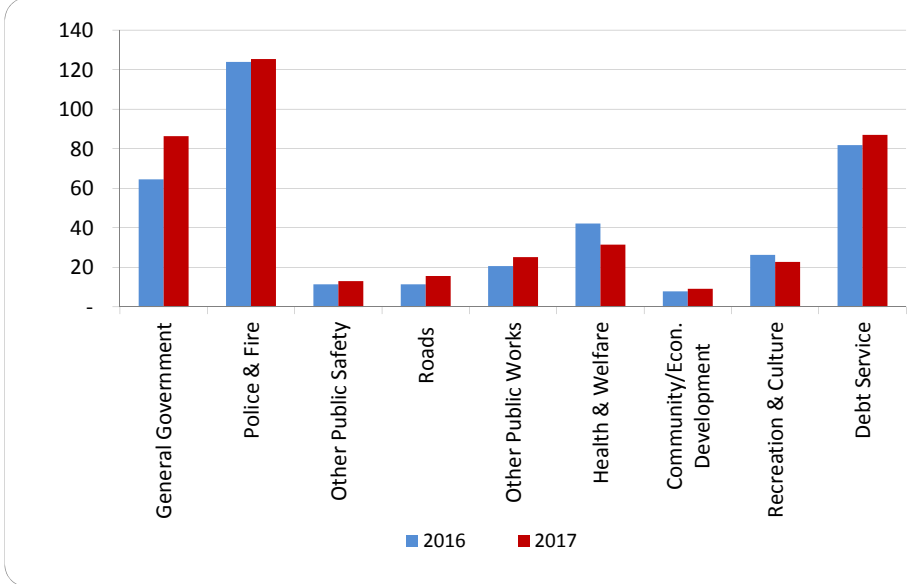
2. Compared to the prior year



	2016	2017	% change
General Government	\$ 253,137	\$ 339,241	34.01%
Police & Fire	486,574	491,763	1.07%
Other Public Safety	44,826	51,401	14.67%
Roads	44,903	61,386	36.71%
Other Public Works	81,346	98,597	21.21%
Health & Welfare	165,479	123,916	-25.12%
Community/Econ. Development	31,205	36,173	15.92%
Recreation & Culture	103,326	89,369	-13.51%
Capital Outlay	-	-	N/A
Debt Service	321,063	341,660	6.42%
Other Expenditures	-	-	N/A
<b>Total Expenditures</b>	<b>\$ 1,531,859</b>	<b>\$ 1,633,506</b>	<b>6.64%</b>

3. Spending per capita - compared to the prior year

4. Historical trends of individual departments:



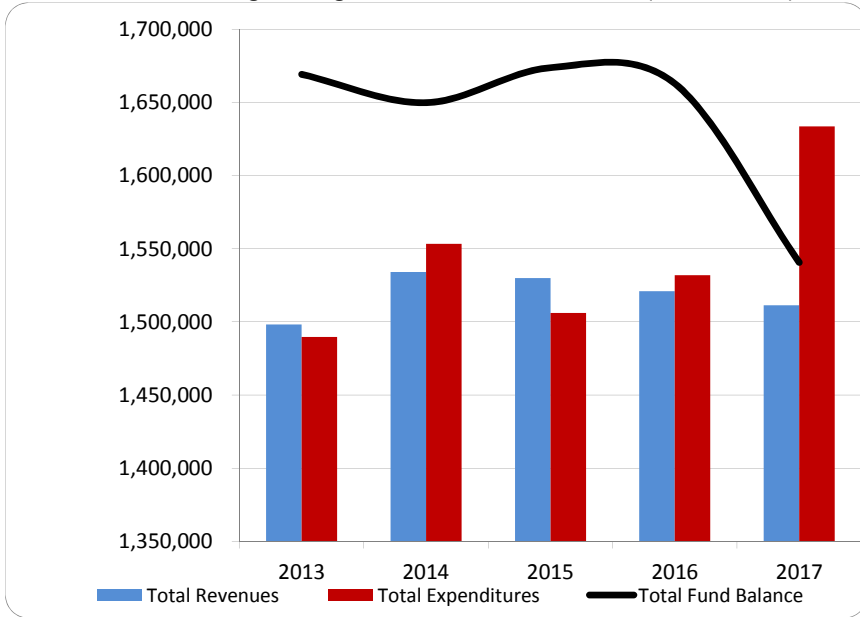
Commentary:

For more information on our unit's finances, contact Ross Stein, Supervisor at 269-637-3305.

**CITIZEN'S GUIDE TO LOCAL UNIT FINANCES - Charter Township of South Haven (80-1-170)**

**FINANCIAL POSITION**

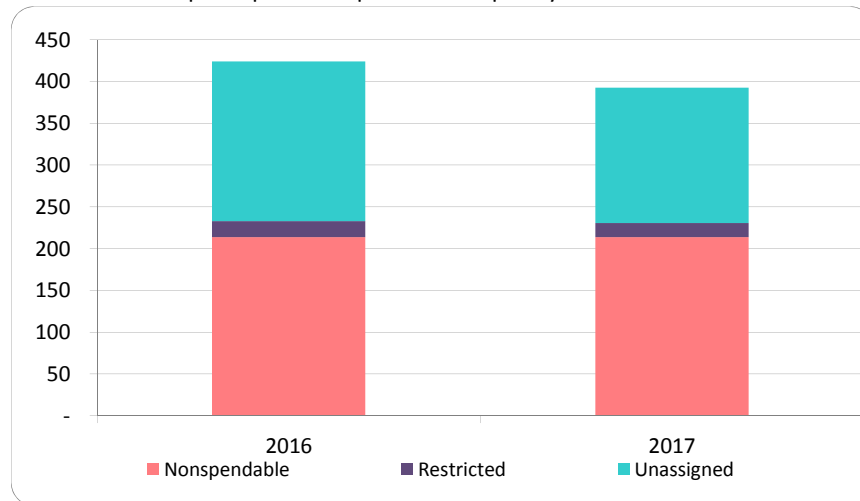
1. How have we managed our governmental fund resources (fund balance)?



2. Compared to the prior year

	2016	2017	% change
Revenue	1,520,975	1,511,305	-0.64%
Expenditures	1,531,859	1,633,506	6.64%
Surplus (shortfall)	(10,884)	(122,201)	1022.76%
Fund balance, by component:			
Nonspendable	839,284	839,284	0.00%
Restricted	74,928	65,883	-12.07%
Committed	-	-	N/A
Assigned	-	-	N/A
Unassigned	748,582	635,426	-15.12%
total fund balance	1,662,794	1,540,593	-7.35%

3. Fund balance per capita - compared to the prior year



4. Historical trends of individual components



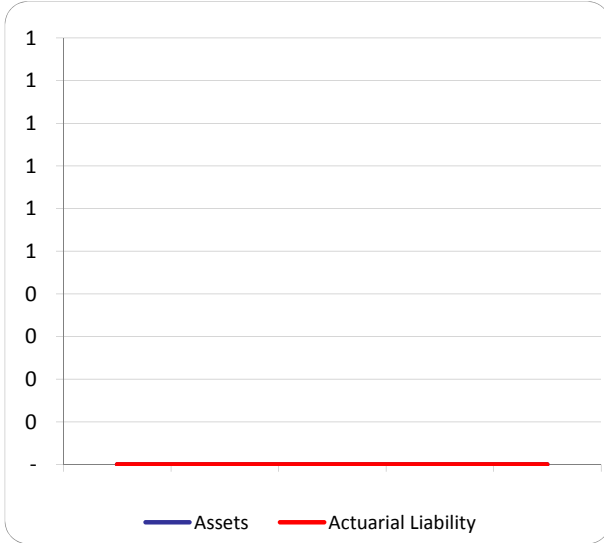
Commentary:

For more information on our unit's finances, contact Ross Stein, Supervisor at 269-637-3305.

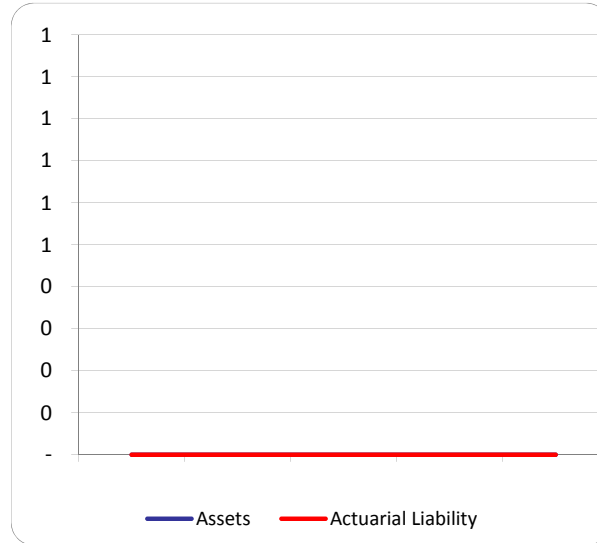
**CITIZEN'S GUIDE TO LOCAL UNIT FINANCES - Charter Township of South Haven (80-1-170)**

**OTHER LONG TERM OBLIGATIONS**

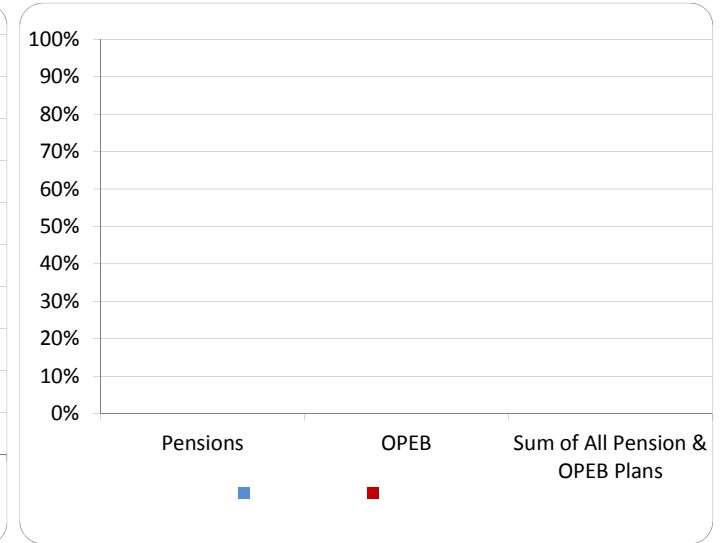
1. Pension funding status



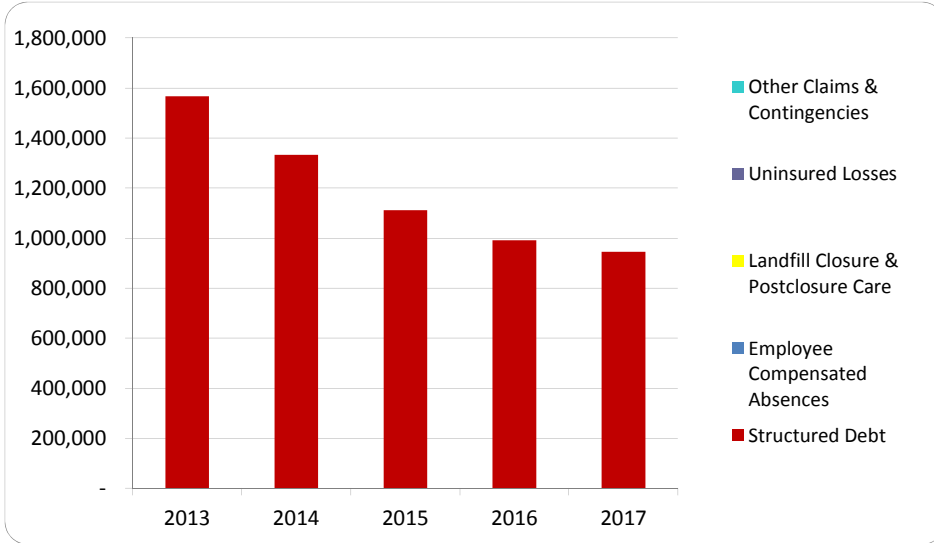
2. Retiree Health care funding status



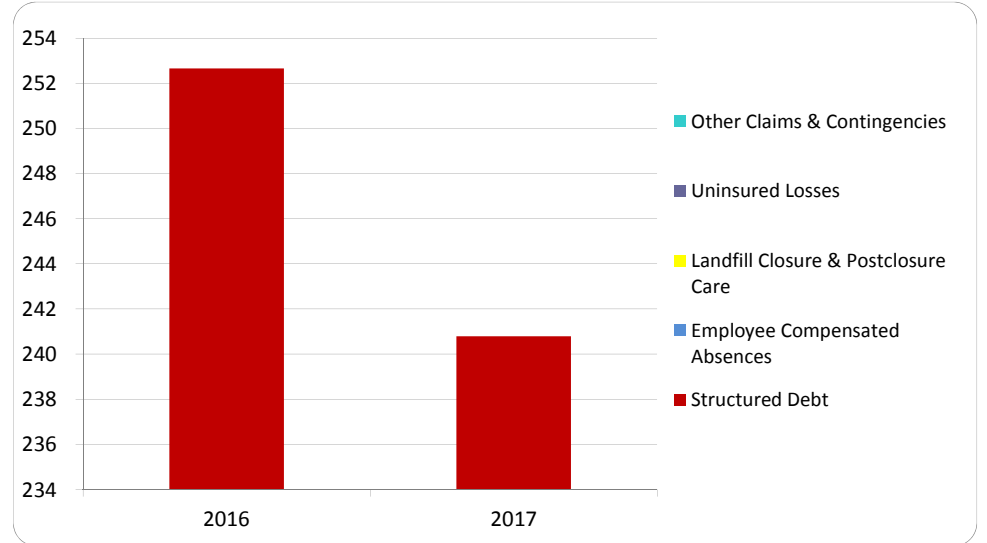
3. Percent funded - compared to the prior year



4. Long Term Debt obligations:



5. Debt & other long term obligations per capita - compared to the prior year



Commentary: The Township does not have a defined benefit pension or OPEB plan, thus does not have an unfunded liability for pension or other posted employment benefits.

For more information on our unit's finances, contact Ross Stein, Supervisor at 269-637-3305.